


Left side end cap



Take out the Pro Arm with Pro Screen Tube End



Unscrew X 7 Pcs



Release the "C" clip



Pull out the End Cap




Pull out the whole shaft pin



Unscrew X 5 pcs for Pro Screen Tube End




Pull out the Pro Arm



Unscrew X 2 pcs for Top Net Arm



Push out the idler



Pull out the Top Net Arm



Reverse the steps to assemble the end cap hinge